

PORT MANATEE Commerce Center



2300 SOUTH DOCK ST. • PALMETTO, FLORIDA 34221 • TELEPHONE (941) 729-1010 • FAX: (941) 729-1314

**** 89,345 SF FOR LEASE****

89,345 SF – Industrial Warehouse

Building F – 2330 South Dock St.

Located outside the security gates of Port Manatee

Foreign Trade Zone

Convenient to Manatee, Sarasota, Hillsborough and Pinellas counties

Three miles / non-stop access to I-75 + I-275

Two - 26' wide bi-fold aircraft doors

Two - 20' wide bi-fold aircraft doors

Six 12' x 14' roll-up doors with grade level loading

Ten doors with dock level loading

30' eave height

8" Concrete Slab (4,000 PSI with #4 Rebar)

Clear span (no poles) for unobstructed interior mobility

600A electrical feed into the building

130 mph rated building


Skylights

Sprinklered

Zoned Heavy Manufacturing

www.PortManateeCommerceCenter.com

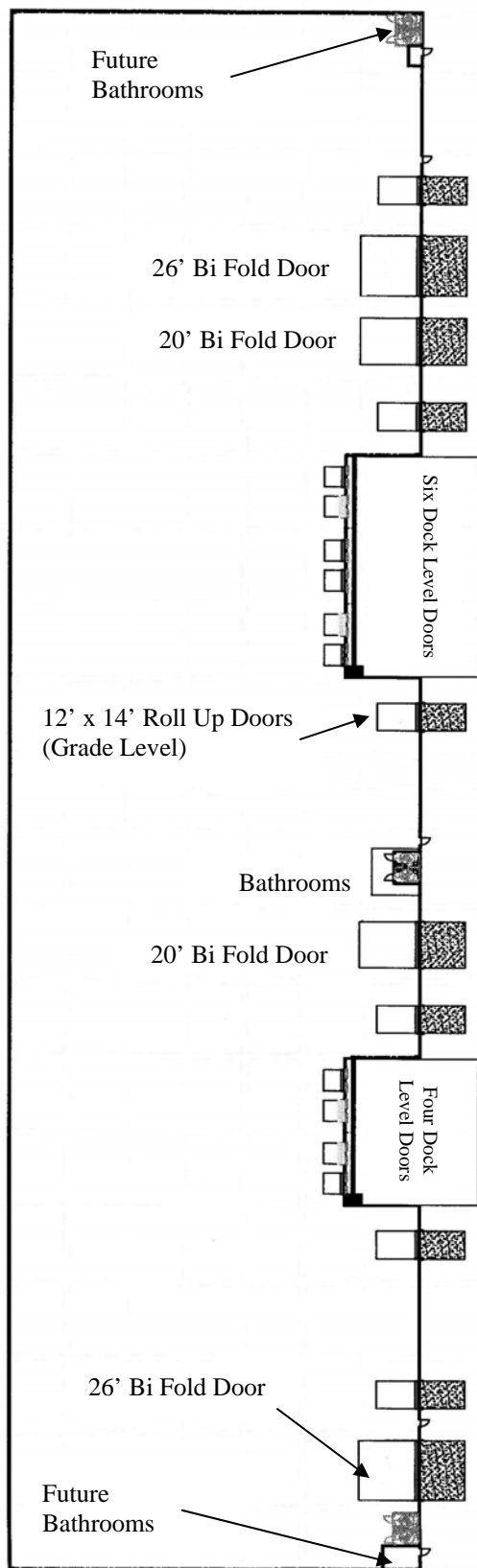
*Brokers Protected (see website for commission information)



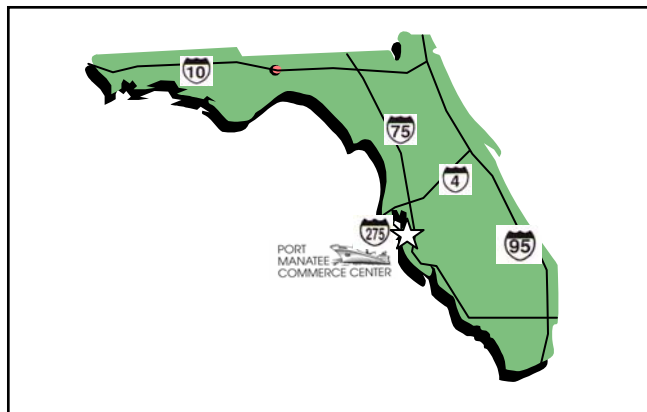
PORT MANATEE Commerce Center



2300 SOUTH DOCK ST. • PALMETTO, FLORIDA 34221 • TELEPHONE (941) 729-1010 • FAX: (941) 729-1314



Aerial View



Location Map

Contact Kevin Button
941-729-1010

kevin@PortManateeCommerceCenter.com

www.PortManateeCommerceCenter.com

*Brokers Protected (see website for commission information)

